

MAIN BUILDING IDENTIFICATION SIGN

For questions or comments about Architectural Review, please call (804)747-7800

SUBMITTAL AND APPROVALS

- All submittal and approvals must be in writing by the Innsbrook Architectural Review Board including, but not limited to; all shop drawings, designs, color indications and selection, location, landscaping and lighting plans.
- All sign installations must meet county requirements and require a building permit.

FABRICATION SPECIFICATIONS

- All aluminum sign work to be constructed using at least .125 gauge aluminum.
- The interior framing of the sign shall be properly constructed to prevent oil-canning or aluminum warping and to support overall design of sign.
- Use only aluminum or other rustproof hardware, use drainage holes where necessary.
- Heliarc weld all joints and seams, sand smooth all edges.
- All painted areas of the sign, letters and logos are to be painted in high-gloss Imron paints with a high-gloss finished coat applied after all completed paint work.
- All access panels (if any) are to be concealed.

INSTALLATION

- For appropriate approvals it is required to submit landscape plan with sign plan. Show height of installation above grade and location of sign on site plans.
- All signs to be installed above grade of not less than twelve inches to allow for berm of earth and landscaping treatment.
- All signs must be landscaped.
- All signs to be installed must meet county requirements pertaining to height, distance and location requirements.
- Position sign perpendicular to thoroughfare outside of right-of-way. Exact location and positioning to be approved on-site by owner.
- Signs located on a corner must adhere to sight-distance triangles.

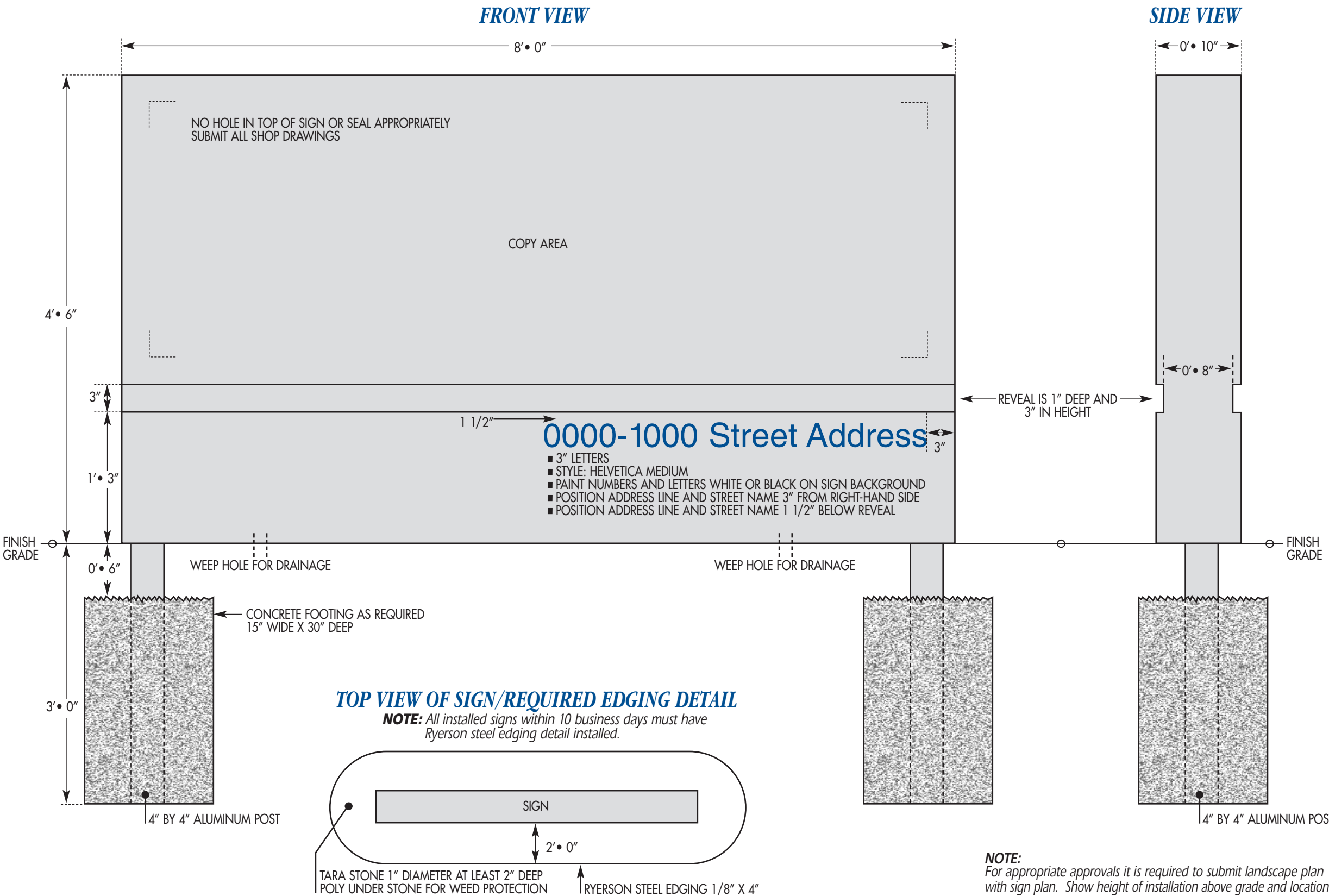
PAINT SPECIFICATION

NOTE: White sign faces are not an acceptable standard.

- Use only Imron, high-gloss paints.
- Prime in accordance with manufacturer specifications.
- Paint to be high-gloss finish with a clear sealant finish coat.
- All signs to be cleaned and polished every six months to preserve finish, appearance and improve the life of the sign.
- Have copy cut and sprayed onto sign format or prepare using CAD.
- Freestanding signs requires copy to be applied to two sides

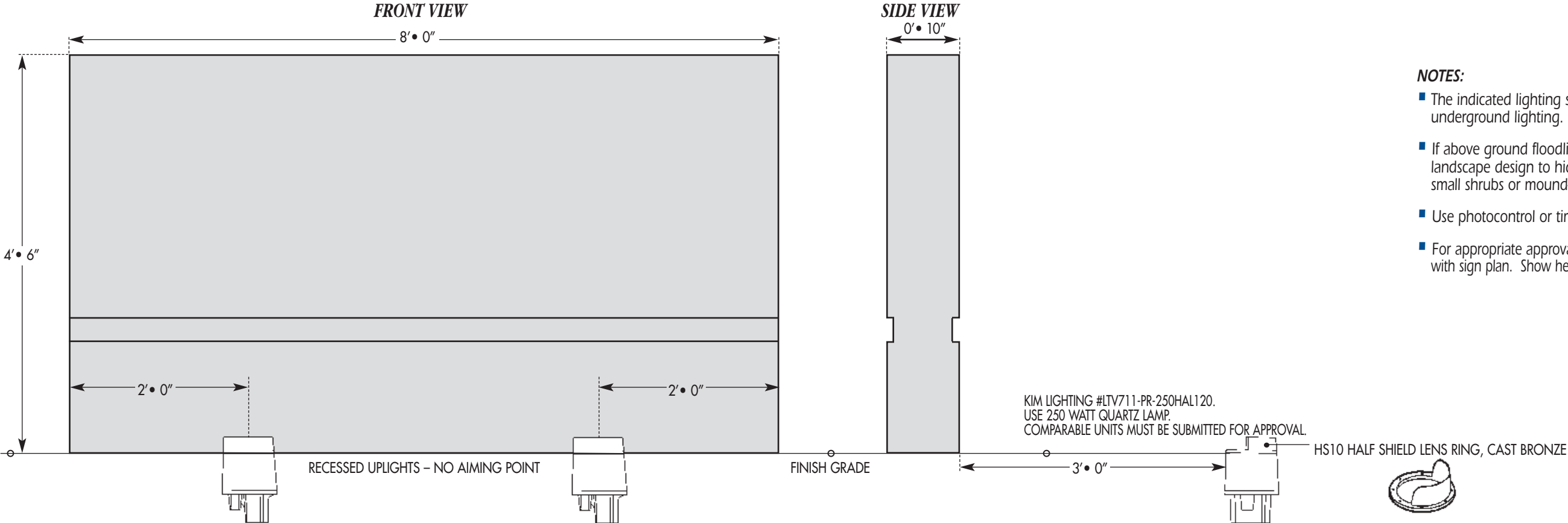
ACCEPTABLE TYPE STYLE

HELVETICA MEDIUM:
 ABCDEFGHIJKLMNOP
 PQRSTUVWXYZ
 abcdefghijklmnopqrstuvwxyz 1234567890



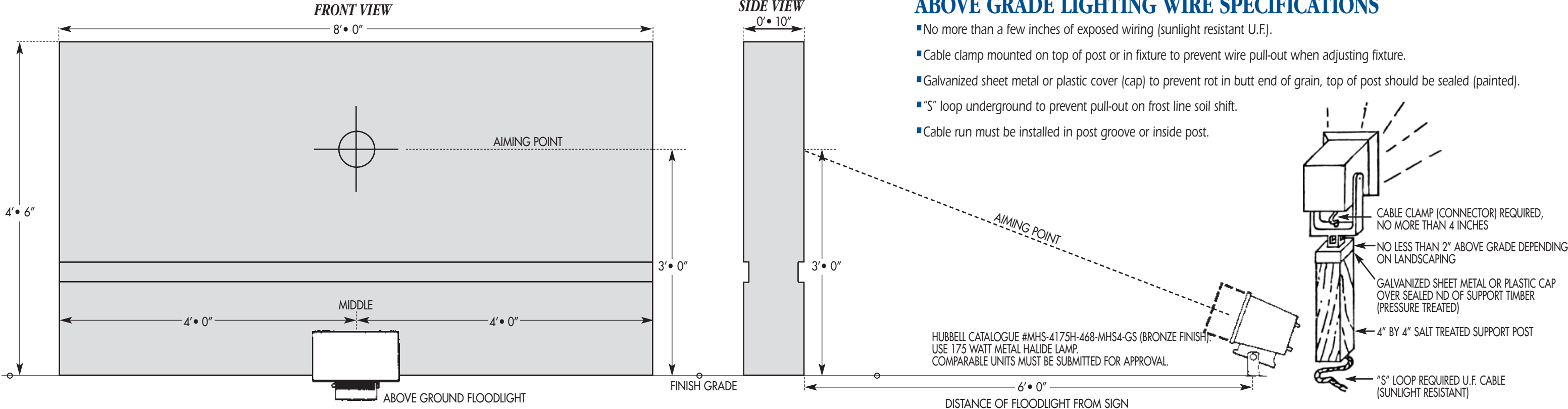
NOTE:
For appropriate approvals it is required to submit landscape plan
with sign plan. Show height of installation above grade and location

RECESSED LIGHTING SYSTEM



- NOTES:**
- The indicated lighting systems offer an option between floodlight or underground lighting. Select one type of system.
 - If above ground floodlight system is selected, choose a low-profile landscape design to hide and protect the above ground unit, e.g. small shrubs or mound-up landscape.
 - Use photocontrol or timer photocontrol.
 - For appropriate approvals it is required to submit landscape plan with sign plan. Show height of installation above grade and location.

ABOVE GROUND LIGHTING SYSTEM



INNSBROOK CORPORATE CENTER

VANTAGE PLACE MULTI-TENANT, FREE-STANDING IDENTIFICATION SIGN

For questions or comments about Architectural Review, please call (804)747-7800

SUBMITTAL AND APPROVALS

- All submittal and approvals must be in writing by the Innsbrook Architectural Review Board including, but not limited to; all shop drawings, designs, color indications and selection, location, landscaping and lighting plans.
- All sign installations must meet county requirements and require a building permit.

FABRICATION SPECIFICATIONS

- All aluminum sign work to be constructed using at least .125 gauge aluminum.
- The interior framing of the sign shall be properly constructed to prevent oil-canning or aluminum warping and to support overall design of sign.
- Use only aluminum or other rustproof hardware, use drainage holes where necessary.
- Heliarc weld all joints and seams, sand smooth all edges.
- All painted areas of the sign, letters and logos are to be painted in high-gloss Imron paints with a high-gloss finished coat applied after all completed paint work.
- All access panels (if any) are to be concealed.

INSTALLATION

- For appropriate approvals it is required to submit landscape plan with sign plan. Show height of installation above grade and location of sign on site plans.
- All signs to be installed above grade of not less than twelve inches to allow for berm of earth and landscaping treatment.
- All signs must be landscaped.
- All signs to be installed must meet county requirements pertaining to height, distance and location requirements.
- Position sign perpendicular to thoroughfare outside of right-of-way. Exact location and positioning to be approved on-site by owner.
- Signs located on a corner must adhere to sight-distance triangles.

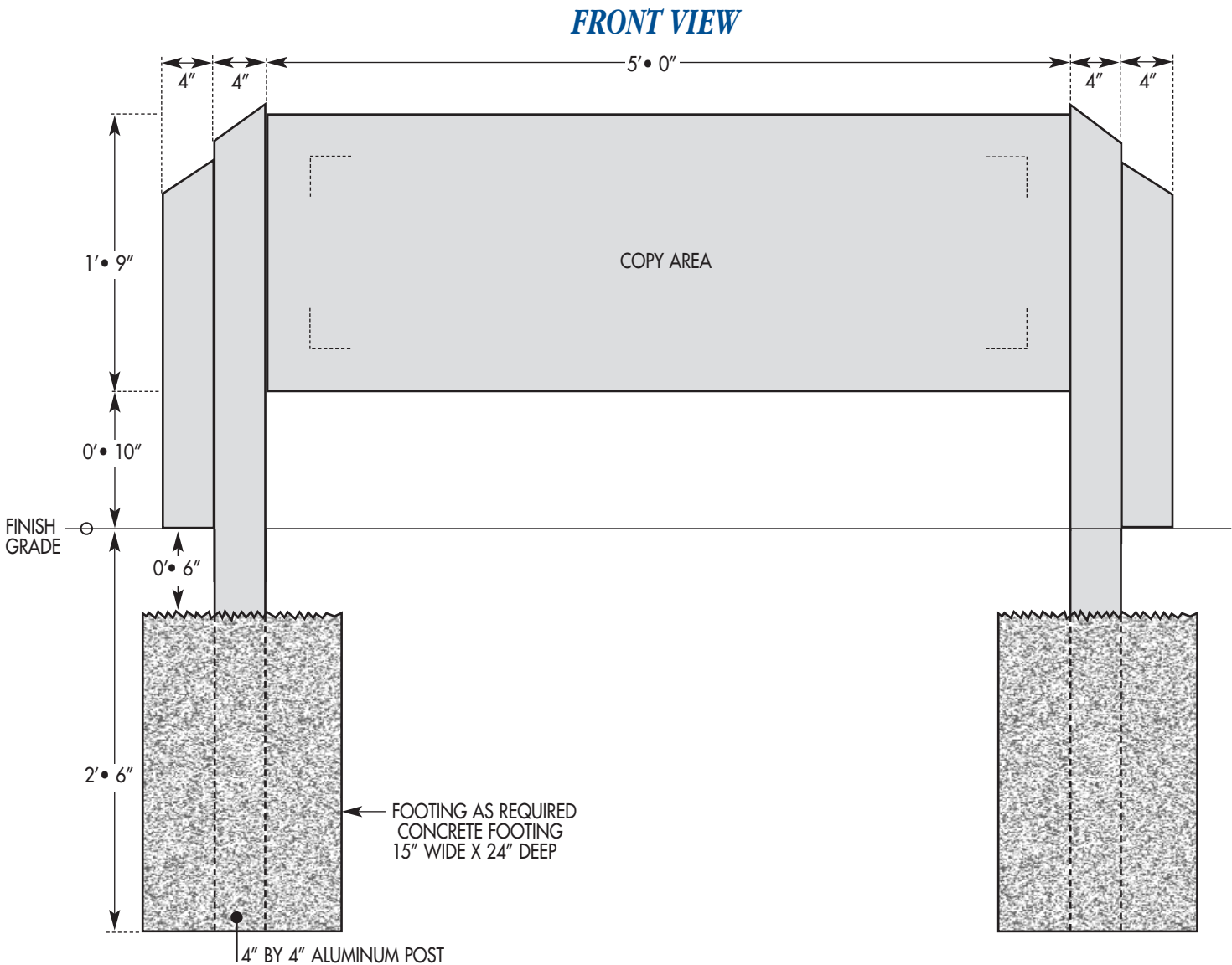
PAINT SPECIFICATION

NOTE: White sign faces are not an acceptable standard.

- Use only Imron, high-gloss paints.
- Prime in accordance with manufacturer specifications.
- Paint to be high-gloss finish with a clear sealant finish coat.
- All signs to be cleaned and polished every six months to preserve finish, appearance and improve the life of the sign.
- Have copy cut and sprayed onto sign format or prepare using CAD.
- Freestanding signs requires copy to be applied to two sides

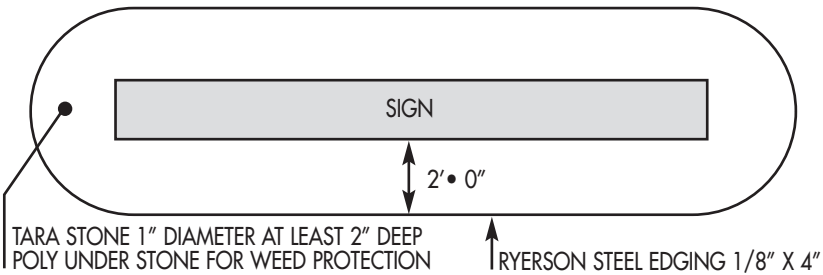
ACCEPTABLE TYPE STYLE

HELVETICA MEDIUM:
ABCDEFGHIJKLMNOPQRSTUVWXYZ
abcdefghijklmnopqrstuvwxyz 1234567890



TOP VIEW OF SIGN/REQUIRED EDGING DETAIL

NOTE: All installed signs within 10 business days must have Ryerson steel edging detail installed.



NOTE:
For appropriate approvals it is required to submit landscape plan with sign plan. Show height of installation above grade and location.

INNSBROOK CORPORATE CENTER

ON-SITE TEMPORARY SIGN

For questions or comments about Architectural Review, please call (804)747-7800

CRITERIA PROFILE

- All property owners and tenants must adhere to the following guidelines outlined by the Architectural Review Board of Innsbrook and Deep Run Business Center.
- The following temporary signage criteria was developed to eliminate potential for signage clutter and ensure the harmony and landscape of Innsbrook throughout the development.
- Each site is limited to a total of two signs, either a “sale” or “lease” sign, and a “project description/construction” sign.
- All information must be designed to fit the copy area.
- Project construction signs must be removed when final landscaping is being installed.

FABRICATION SPECIFICATIONS

- Submit all final designs with color selections and location to Innsbrook Corporate Center, attention Architectural Review Board prior to construction.
- Fabricate per the outlined specifications.
- Use only high-gloss enamel paints and prime in accordance with manufacturer's specifications.
- Any sign not constructed in conformity of the outlined standards shall be removed within five days of written notice. If any such sign is not removed, the Innsbrook Corporation will have it removed at the property owner's expense.

COLOR SELECTIONS FOR SIGN FACE

NOTE: White sign faces are not an acceptable standard.

- Duron Green #4945A Deep Lagoon, high-gloss
- Duron Blue #5035A Madras, high-gloss
- Duron Gray #5504A Highland Gray, high-gloss
- Duron Burgundy #6315N (1) (LH) Burgundy, high-gloss
- Duron Turquoise #6095N Turquoise, high-gloss
- Duron Black, high-gloss
- Signs located on a corner must adhere to sight-distance triangles.

COLOR FOR LOGO/TEXT/NUMBERS

- White

NOTE:

NOTE: For appropriate approvals it is required to submit landscape plan with sign plan. Show height of installation above grade and location.



INNSBROOK CORPORATE CENTER

ON SITE BUILDING DIRECTIONAL SIGN • PREFERRED STANDARD

For questions or comments about Architectural Review, please call (804)747-7800

SUBMITTAL AND APPROVALS

- All submittal and approvals must be in writing by the Innsbrook Architectural Review Board including, but not limited to; all shop drawings, designs, color indications and selection, location, landscaping and lighting plans.
- All sign installations must meet county requirements and require a building permit.

FABRICATION SPECIFICATIONS

- All aluminum sign work to be constructed using at least .125 gauge aluminum.
- The interior framing of the sign shall be properly constructed to prevent oil-canning or aluminum warping and to support overall design of sign.
- Use only aluminum or other rustproof hardware, use drainage holes.
- Heliarc weld all joints and seams, sand smooth all edges.
- All copy areas of the sign, letters and logos are to be painted in high-gloss Imron paints with a high-gloss finished coat applied after all completed paint work.
- All access areas (if any) are to be concealed.

INSTALLATION

- For appropriate approvals it is required to submit landscape plan with sign plan. Show height of installation above grade and location of sign on site plans.
- All signs to be installed above grade of not less than six inches to allow for berm of earth and landscaping treatment.
- All signs must be landscaped.
- All signs to be installed must meet county requirements pertaining to height, distance and location requirements.
- Position sign perpendicular to thoroughfare outside of right-of-way. Exact location and positioning to be approved on-site by owner.
- Signs located on a corner must adhere to sight-distance triangles.

PAINT SPECIFICATION

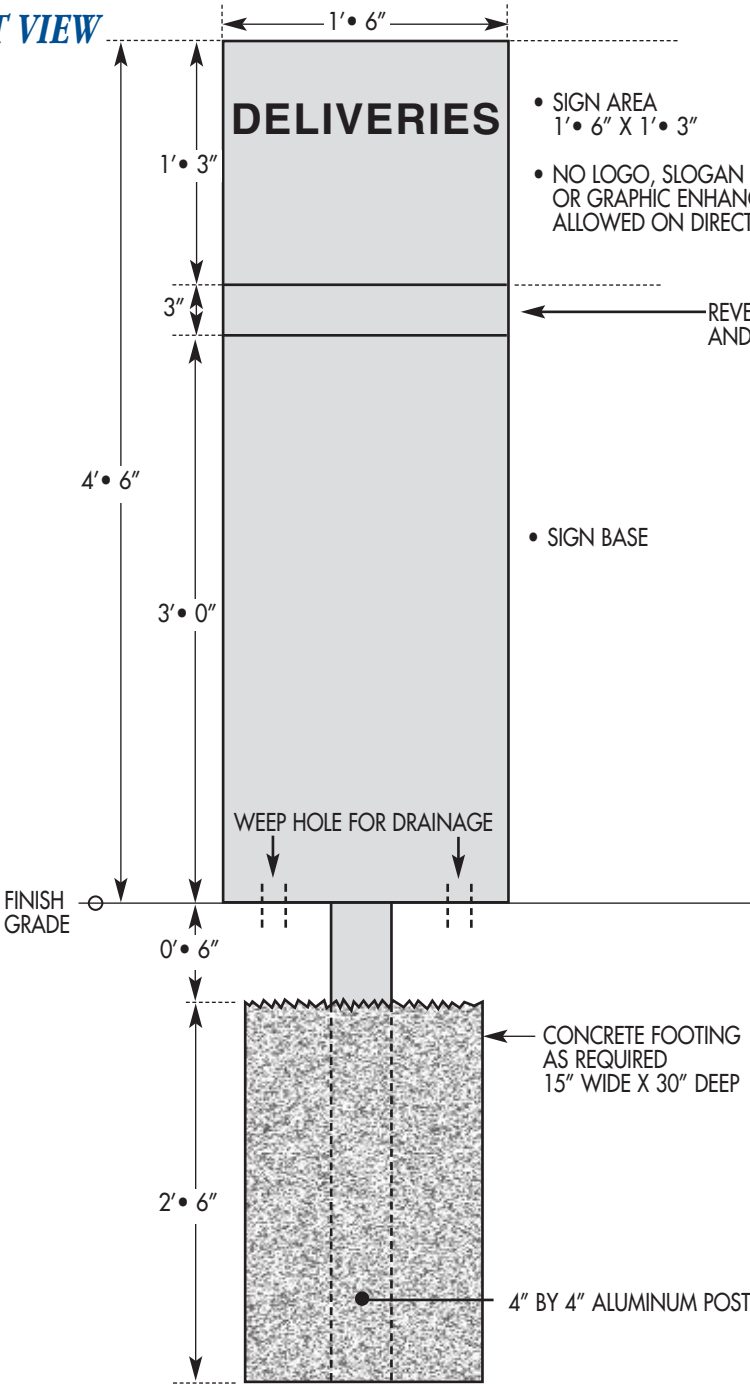
NOTE: White sign faces are not an acceptable standard.

- Use only Imron, high-gloss paints.
- Prime in accordance with manufacturer specifications.
- Paint to be high-gloss finish with a clear sealant finish coat.
- All signs to be cleaned and polished every six months to preserve finish, appearance and improve the life of the sign.
- Have copy cut and sprayed onto sign format or prepare using CAD.

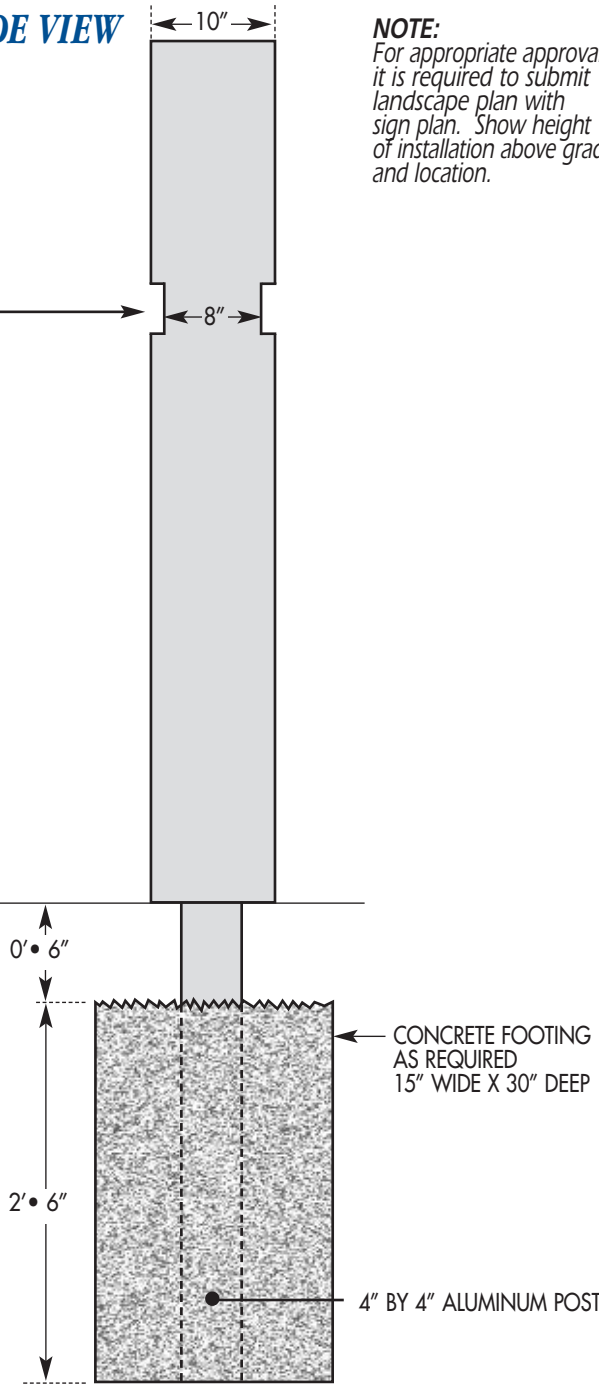
ACCEPTABLE TYPE STYLE

HELVETICA BOLD:
ABCDEFGHIJKLMNOPQRSTUVWXYZ
abcdefghijklmnopqrstuvwxyz 1234567890

FRONT VIEW



SIDE VIEW



NOTE:
For appropriate approvals it is required to submit landscape plan with sign plan. Show height of installation above grade and location.

INNSBROOK CORPORATE CENTER

ON SITE BUILDING DIRECTIONAL SIGN • POST AND PANEL SYSTEM

For questions or comments about Architectural Review, please call (804)747-7800

SUBMITTAL AND APPROVALS

- All submittal and approvals must be in writing by the Innsbrook Architectural Review Board including, but not limited to; all shop drawings, designs, color indications and selection, location, landscaping and lighting plans.
- All sign installations must meet county requirements and require a building permit.

FABRICATION SPECIFICATIONS

- All aluminum sign work to be constructed using at least .125 gauge aluminum.
- The framing of the sign shall be properly constructed to prevent oil-canning or aluminum warping and to support overall design of sign.
- Use only aluminum or other rustproof hardware, use drainage holes.
- Post and panel system.
- All copy areas of the sign, letters and logos are to be painted in high-gloss Imron paints with a high-gloss finished coat applied after all completed paint work.
- All access areas (if any) are to be concealed.

INSTALLATION

- For appropriate approvals it is required to submit landscape plan with sign plan. Show height of installation above grade and location of sign on site plans.
- All signs to be installed above grade of not less than six inches to allow for berm of earth and landscaping treatment.
- All signs must be landscaped.
- All signs to be installed must meet county requirements pertaining to height, distance and location requirements.
- Position sign perpendicular to thoroughfare outside of right-of-way. Exact location and positioning to be approved on-site by owner.
- Signs located on a corner must adhere to sight-distance triangles.

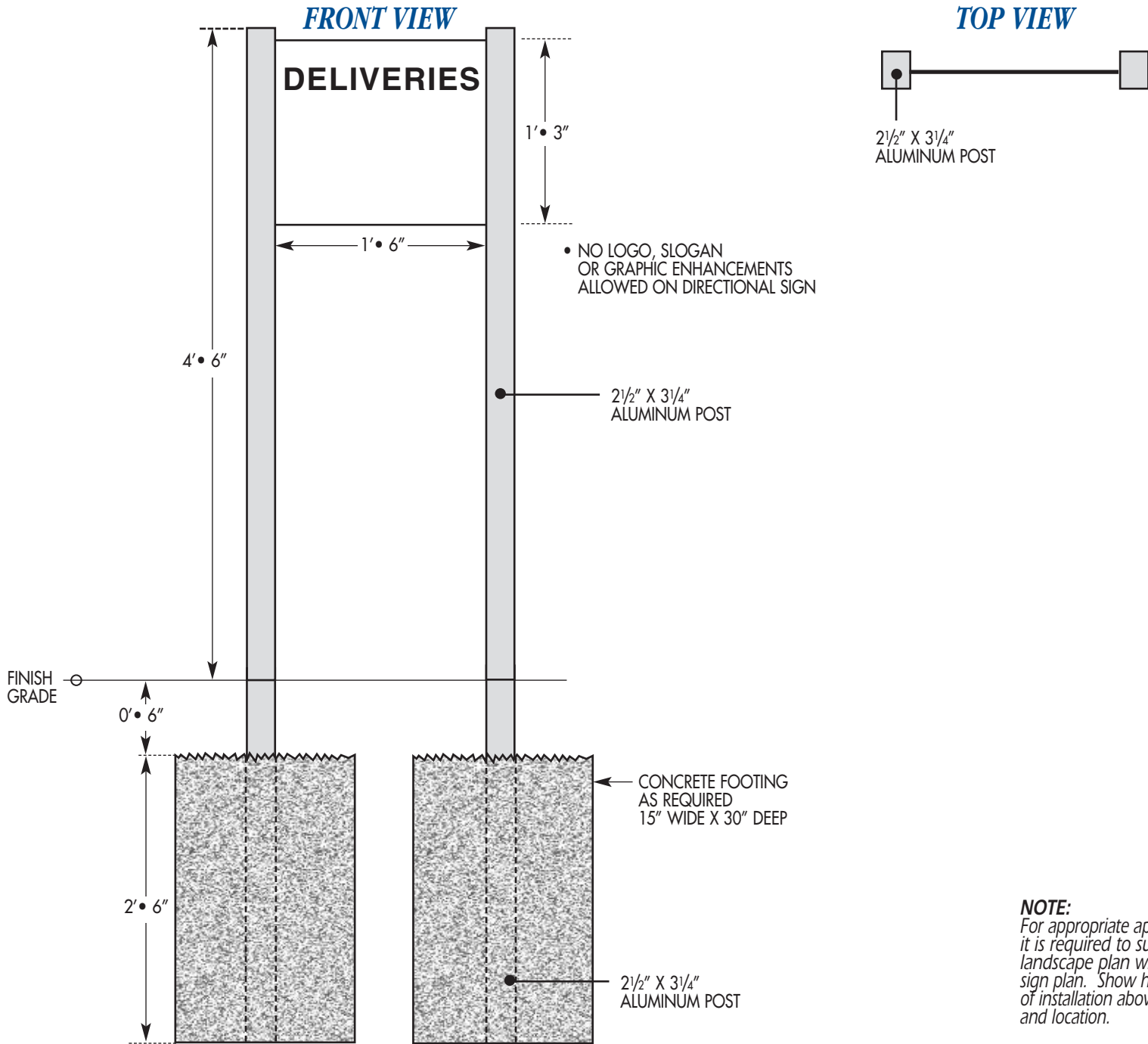
PAINT SPECIFICATION

NOTE: White sign faces are not an acceptable standard.

- Use only Imron, high-gloss paints.
- Prime in accordance with manufacturer specifications.
- Paint to be high-gloss finish with a clear sealant finish coat.
- All signs to be cleaned and polished every six months to preserve finish, appearance and improve the life of the sign.
- Have copy cut and sprayed onto sign format or prepare using CAD.

ACCEPTABLE TYPE STYLE

HELvetica BOLD:
ABCDEFGHIJKLMNOPQRSTUVWXYZ
abcdefghijklmnopqrstuvwxyz 1234567890



NOTE:
For appropriate approvals it is required to submit landscape plan with sign plan. Show height of installation above grade and location.

INNSBROOK CORPORATE CENTER

INTERIOR ON-SITE REGULATORY SIGNAGE

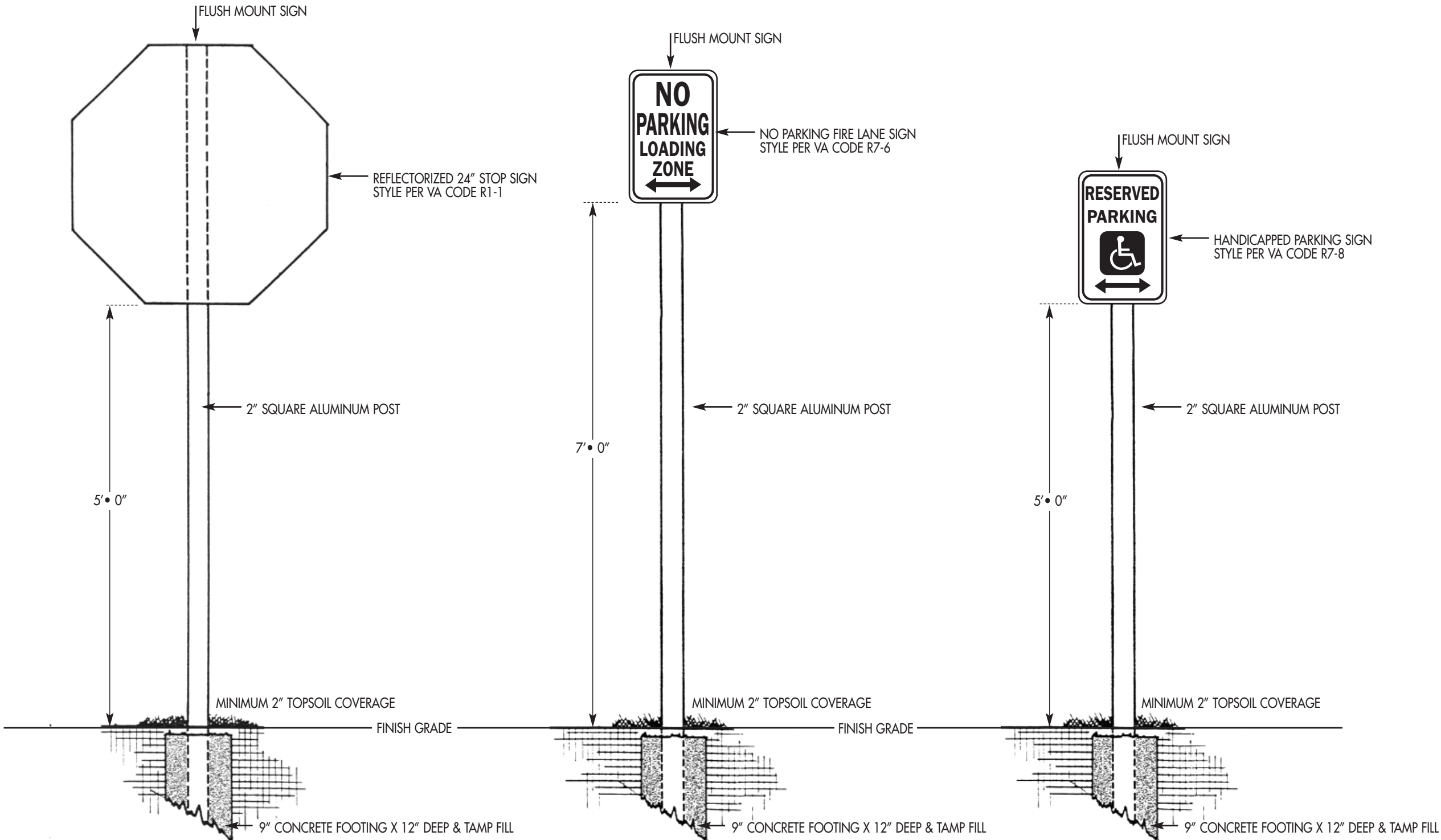
For questions or comments about Architectural Review, please call (804)747-7800

NOTES

- Use 2" square aluminum posts for the described signs 1/8 inch gauge thick aluminum. 60-63-T5 "T" aluminum specification of grade.
- Use aluminum, stainless steel or other approved rust proof bolts and washers.
- Any other signs not shown must be submitted for approval.
- All sign posts must be installed plumb.

PAINT SPECIFICATION

- Dupont aluminum preparation- #225-S aluminum metal cleaner. #226-S aluminum conversion coating. Apply cleaner with Scotchbrite or other abrasive.
- Paint- Benjamin Moore, Ironclad Retardo, Deep Bronze #163-62 with satin finish. Paint post and sign backs, minimum of two coats.



NOTE:
For appropriate approvals it is required to submit landscape plan with sign plan. Show height of installation above grade and location.

INNSBROOK RETAIL SIGNAGE

CRITERIA AND FABRICATION FOR RETAIL SIGNAGE WITHIN INNSBROOK

For questions or comments about Architectural Review, please call (804)747-7800

SIGNAGE OVERVIEW:

Innsbrook Corporate Center retail signage criteria has a purpose: the establishment of necessary sign standards to provide for an attractive identification and an overall harmony of design. The criteria have been designed to give tenants and pad owners reasonable flexibility in personalizing their own retail sign package. The intent of this retail sign plan is to provide consistency and proportional guidance for all retail signs designed, constructed and placed at Innsbrook Corporate Center.

Conformance to the criteria will be strictly enforced.

The sign package shall be designed in accordance to the size and shape accepted by county code and approved by the Architectural Review Committee of Innsbrook.

If there are requirements by the Architectural Review of Innsbrook retail signage criteria that differ to regulatory authorities, the more restrictive prevails.

All fabrication specifications, color samples and shop drawings shall be approved in writing by the Architectural Review Committee of Innsbrook prior to construction.

GENERAL DESIGN CRITERIA:

- Tenants and businesses utilizing signage are encouraged to install signs which are aesthetically pleasing and proportional to the building features to which they are applied.
- Numerous types and fabrication methods are acceptable, however, in all cases, mechanical fasteners and electrical connections and conduits should be concealed and not visible.
- All signs must be made up of individual illuminated letters and graphics; conventional box rectangular signs will not be approved. Multi-dimensional box signs will be considered. Box signs with raised or pushed through letters will be considered.
- No exterior sign or sign panel will be permitted to extend above any roofline.
- Manufacturers' labels or any other form of extraneous advertising attachment or lighting devices shall be fully concealed from public view.
- All cabinets, conductors, transformers and other equipment shall be concealed from public view. Visible fasteners will not be permitted.
- The proposed treatment and design must be presented in a scaled drawing showing front, side and top view perspectives.

SIGNAGE SIZE AND QUANTITY:

- Per typical retail bay primary letters not to exceed 18"; subordinate letters not to exceed 9" in height. Exceptions will be evaluated for multi-bay tenants. If a tenant's logo is incorporated into the sign the logo is not to exceed 28".

FREESTANDING SIGNS:

On multi-building retail complexes one freestanding detached monument sign shall be permitted per county code.

INTERNALLY ILLUMINATED SIGN FACES:

NOTE: As of May 2009 there are no more directly "visible and/or exposed raceway" signs allowed in the retail areas within Innsbrook. So if a raceway type sign is used the raceway:

- A)** If raceway signs are used the raceways have to be concealed in or behind the façade of the building, flush to the building as seamlessly in appearance as possible.
- B)** Internal/concealed raceways incorporated into the overall sign design can be used
- C)** Channel letters with self-contained transformers are acceptable
- D)** Channel letters with interior mounted raceways
- E)** All transformers, clips, wiring, tubes and such must be concealed behind the buildings façade.
- F)** If an awning type sign system is proposed raceways or sign ballast must be concealed behind awnings not visible. NOTE: If this option is selected the awning must have sides to conceal sign transformer, electrical and fasteners, and these components cannot be visible from the side view.
- G)** In the case of raceway type signage, careful consideration must be given to the design in order to conceal the raceway so that it is not visible.
- H)** Sign installation details shall indicate selected method of installation and the location of the transformer and other mechanical equipment, as well as outline fasteners and electrical connection locations.
- J)** In multi-bay retail buildings, building signs shall be mounted only in a consistently approved locations that respect the design of a building.

PERMITTED USE OF GLASS OR STOREFRONT:

Small, adhesive or painted lettering on storefront is permitted only to post address lettering, store hours or to feature small scale menus or events not to exceed 11" X 17" in size and only one sheet allowed to post such an event.

SIGNAGE NOT PERMITTED:

- Suspended internally illuminated panel signs behind storefront glass
- Specifically, single line neon lettered signs such as "open" signs are not permitted
- Freestanding, moving, rotating, flashing, noise making signs
- Roof-mounted signs

- Signs that are not professional in appearance (No sign vinyl letters or vinyl wrapped signs are to be used in the construction of permanent sign faces)
- Cloth, paper, cardboard, A-frame, wood or PVC signs and other large stickers, decals or other temporary signs on or around the storefront surfaces
- LED signs, motion signs, signs that make noise, signs that blink or intermediate, strobe lights are not allowed (One exception is LED used only in freestanding or monument sign application is proposed to identify an entire retail complex or multiretail tenant - LED signs must be tastefully designed and graphic content must be approved by the Architectural Review Committee of Innsbrook).
- Vinyl wrapped sign faces for permanent use.
- Wood permanent signs.
- Stock molded channel letters.

NOTE: Vinyl-wrapped signs and vinyl letters are only for temporary use.

SUBMITTALS AND APPROVALS

All submittals should be sent to and approvals must be in writing by the Architectural Review Committee of Innsbrook. Submitted signage shop drawings shall provide the following information:

- Type and size of all signage and lettering
- Scaled and dimensioned elevation of the store illustrating each sign location
- Section or sections through the sign
- Identify the materials, color scheme, fabrication techniques, illumination, and mounting system
- All sign installations must meet county requirements and requirements and require a building permit

FABRICATION SPECIFICATIONS

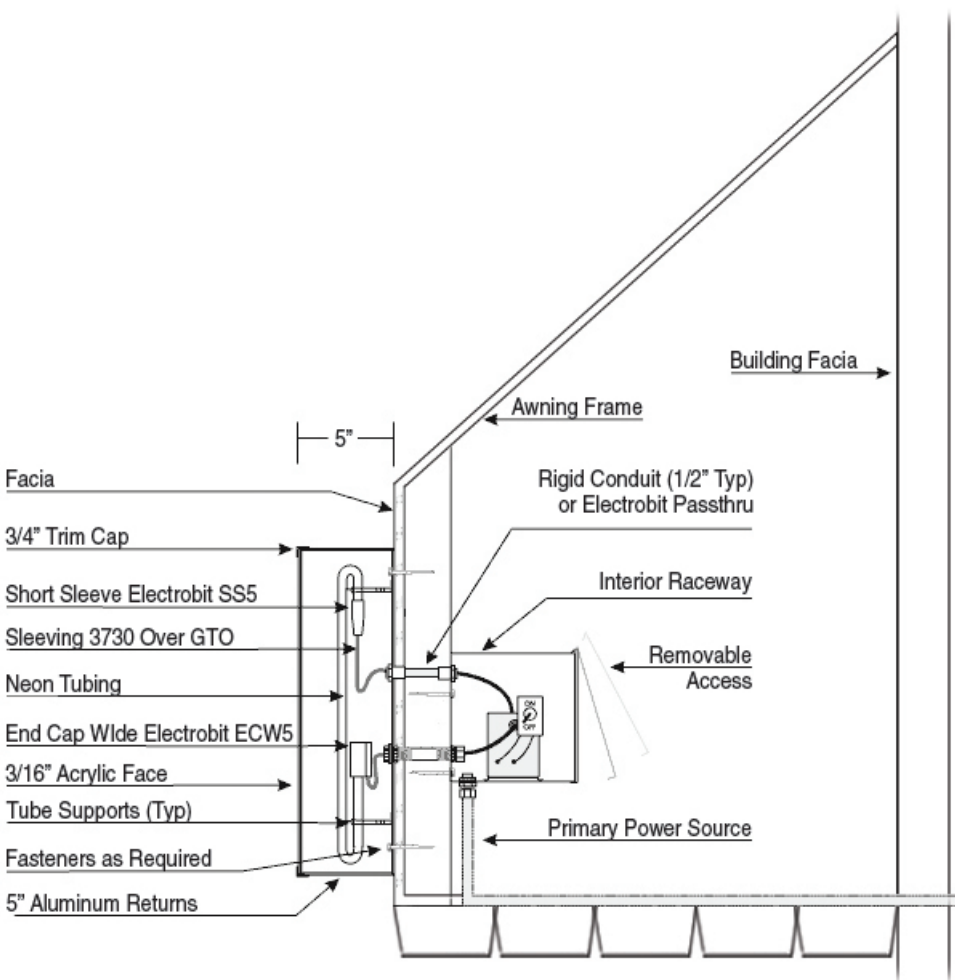
- All metal signs including channel letters must be aluminum (metal or galvanized is not allowed) sign work to be constructed using at least .125-gauge aluminum
- The interior framing of the sign shall be properly constructed to prevent oil-canning or aluminum wrapping and to support overall weight of sign
- Use only aluminum or other rustproof hardware, use drainage holes where necessary
- Heliarc all joints and seams, sand smooth all sign edges
- All painted areas of the sign cabinet are to be painted with gloss Imron paints
- A sign pan if used in a neutral setting must have a return of at least 2" depth minimum and be constructed of aluminum.
- If pendant mounted letters are used they must be at least 1" thick.

INNSBROOK CORPORATE CENTER

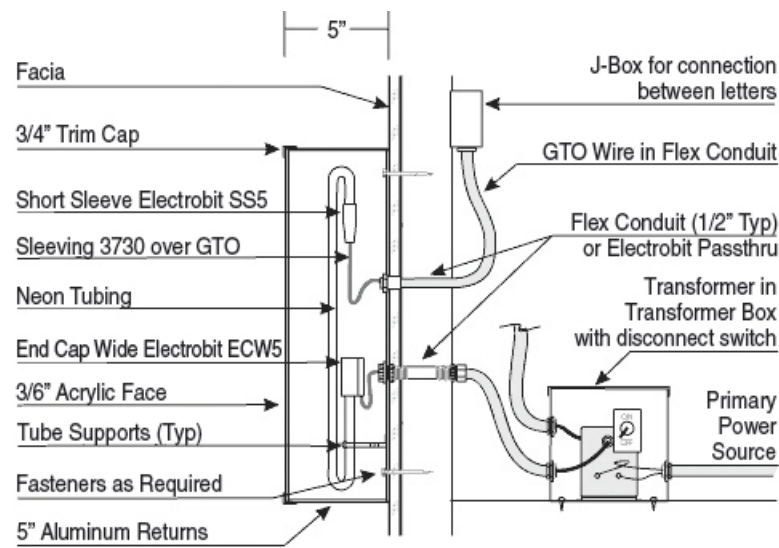
CRITERIA AND FABRICATION FOR RETAIL SIGNAGE WITHIN INNSBROOK

For questions or comments about Architectural Review, please call (804)747-7800

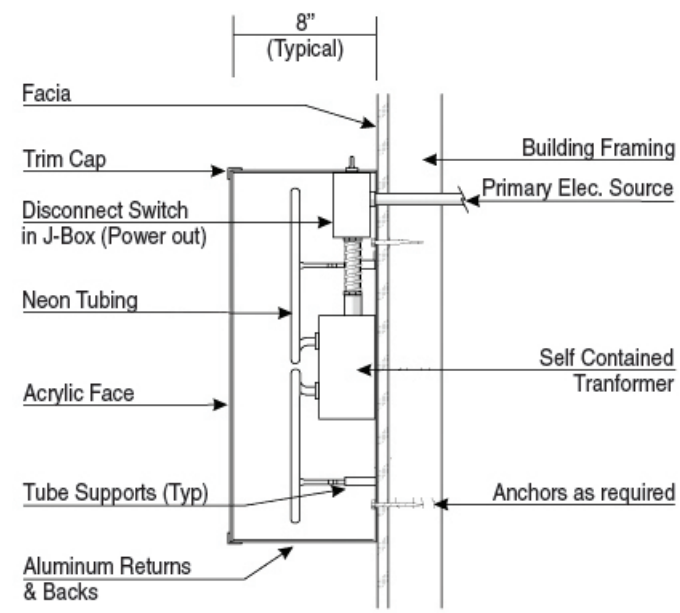
**CHANNEL LETTERS/LOGO
AWNING INSTALLATION SIDE VIEW
(INTERIOR MOUNTED RACEWAY)**



**CHANNEL LETTERS/LOGO
SIDE VIEW
(TRANSFORMER BEHIND FACIA)**

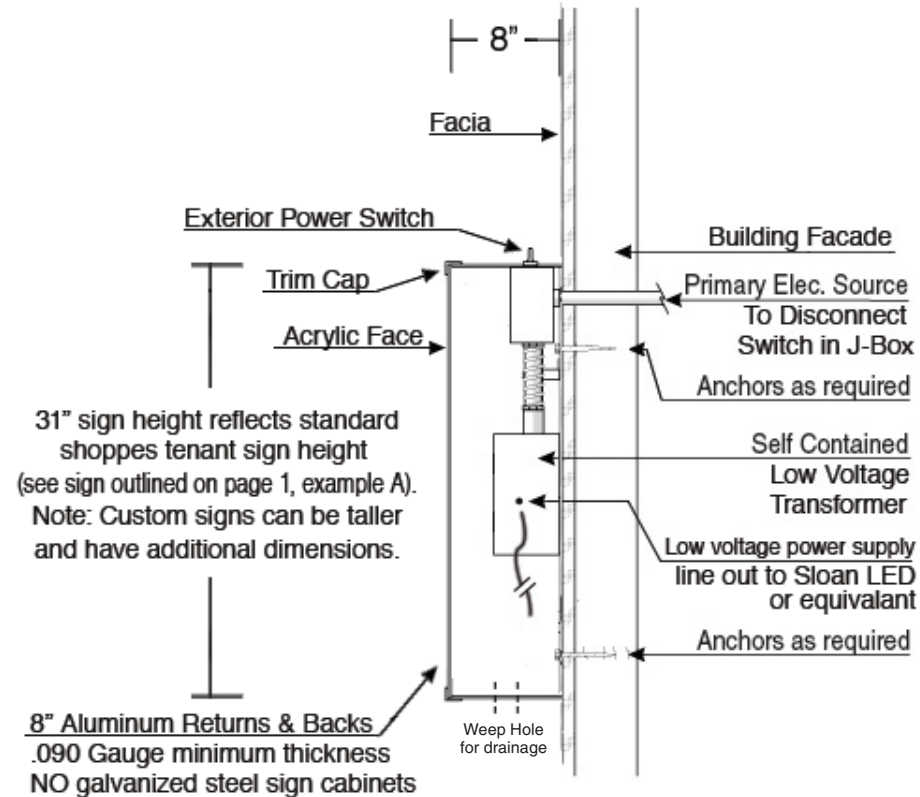


**CHANNEL LETTERS/LOGO
SIDE VIEW
(SELF-CONTAINED TRANSFORMER)**

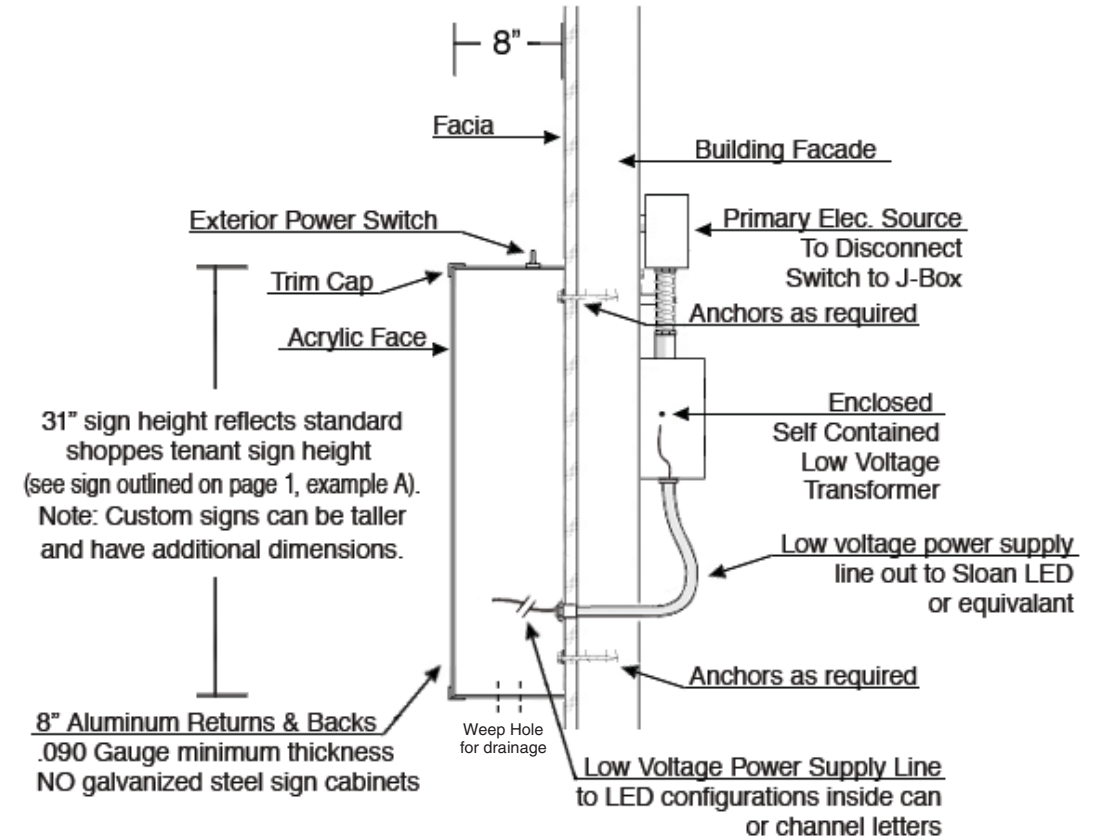


SIGN CABINET AND/OR INDIVIDUAL CHANNEL LETTERS/LED ILLUMINATION SPECIFICATIONS

SIDE VIEW WITH INTERNALLY MOUNTED LED POWER SUPPLY



SIDE VIEW WITH LED TRANSFORMER INSTALLED BEHIND FACIA



CHANNEL LETTER OR SIGN CABINET LED SPECIFICATIONS

- Use Sloan LED Ultra Bright Lights or equivalent applied inside channel letters
- Style: V Series; Great White 3, Great White 4 or equivalent
- Install to aluminum using Peel N Stick for position and secure For final install using mechanical fastenings
- Use Modular Transformer rated for dry/damp/wet applications or equivalent
- Use appropriate number or rows of LED lights to properly illuminate sign

CRITERIA AND FABRICATION SPECIFICATIONS

SIGNAGE OVERVIEW:

Innsbrook Shoppes retail signage criteria has a purpose: the establishment of necessary sign standards to provide for an attractive identification and an overall harmony of design. The criteria have been designed to give tenants and pad owners reasonable flexibility in personalizing their own retail sign package. The intent of this retail sign plan is to provide consistency and proportional guidance for all retail signs designed, constructed and placed at Innsbrook Corporate Center.

Conformance to the criteria will be strictly enforced.

The sign package shall be designed in accordance to the size and shape accepted by county code and approved by the Innsbrook Shoppes.

If there are requirements by the Innsbrook Shoppes retail signage criteria that differ to regulatory authorities, the more restrictive prevails.

All fabrication specifications, color samples and shop drawings shall be approved in writing by the Innsbrook Shoppes prior to construction.

GENERAL DESIGN CRITERIA:

- Tenants and businesses utilizing signage are encouraged to install signs which are aesthetically pleasing and proportional to the building features to which they are applied.
- Numerous types and fabrication methods are acceptable, however, in all cases, mechanical fasteners and electrical connections and conduits should be concealed and not visible.
- All signs must be made up of individual illuminated letters and graphics; conventional box rectangular signs will not be approved. Multi-dimensional box signs will be considered. Box signs with raised or push through letters will be considered.
- No exterior sign or sign panel will be permitted to extend above any roofline.
- Manufacturers' labels or any other form of extraneous advertising attachment or lighting devices shall be fully concealed from public view.
- All cabinets, conductors, transformers and other equipment shall be concealed from public view. Visible fasteners will not be permitted.
- The proposed treatment and design must be presented in a scaled drawing showing front, side and top view perspectives.

SIGNAGE SIZE AND QUANTITY:

- Per typical retail bay primary letters not to exceed 18" – 24"; subordinate letters not to exceed 9" – 12" in height. Exceptions will be evaluated for multi-bay tenants.

FREESTANDING SIGNS:

On multi-building retail complexes one freestanding detached monument sign shall be permitted per county code.

INTERNALLY ILLUMINATED SIGN FACES:

NOTE: As of May 2009 there are no more directly "visible and/or exposed raceway" signs allowed in the retail areas within Innsbrook. So if a raceway type sign is used the raceway:

- A)** Enclosed boxes for power supplies and transformers have to be concealed in or behind the facade of the building, flush to the building as seamlessly in appearance as possible.
- B)** Multi-dimensional sign designs can have enclosed power supply and transformers
- C)** Channel letters with self-contained transformers are acceptable.
- D)** All transformers, clips, wiring, tubes and such must be concealed behind the buildings facade.
- E)** Careful consideration must be given to the design in order to conceal the raceway so that it is not visible.
- F)** Sign installation details shall indicate selected method of installation and the location of the transformer and other mechanical equipment, as well as outline fasteners and electrical connection locations.
- G)** In multi-bay retail buildings, building signs shall be mounted only in consistently approved locations that respect the design of a building.

PERMITTED USE OF GLASS OR STOREFRONT:

Small, adhesive or painted lettering on storefront is permitted only to post address lettering, store hours or to feature small scale menus or events not to exceed 11" X 17" in size and only one sheet allowed to post such an event.

SIGNAGE NOT PERMITTED:

- Suspended internally illuminated panel signs behind storefront glass
- Freestanding, moving, rotating, flashing, noise making signs
- Roof-mounted signs
- Signs that are not professional in appearance (No sign vinyl letters or vinyl wrapped signs are to be used in the construction of permanent sign faces)
- Cloth, paper, cardboard, A-frame, wood or PVC signs and other large stickers, decals or other temporary signs on or around the storefront surfaces

- Vinyl wrapped sign faces are not allowed for permanent use, but are allowed for temporary signs
- Wood permanent signs
- Stock molded plastic letters

NOTE: Window/tenant identification signs may not include LED*, motion sensors, noise or strobing. Beam lights are not allowed in any shape, style or form.

*A full-color LED sign may be used to identify an entire shopping center and all designs must be presented and approved by all of the following: The Innsbrook Shoppes and County of Henrico

SUBMITTALS AND APPROVALS

All submittals should be sent to and approvals must be in writing by the Innsbrook Shoppes. Submitted signage shop drawings shall provide the following information:

- Type and size of all signage and lettering
- Scaled and dimensioned elevation of the store illustrating each sign location
- Section or sections through the sign
- Identify the materials, color scheme, fabrication techniques, illumination and mounting system
- All sign installations require a building permit and must meet county requirements


FABRICATION SPECIFICATIONS

- All metal signs including channel letters must be aluminum (metal or galvanized is not allowed) sign work to be constructed using at least .125-gauge aluminum
- The interior framing of the sign shall be properly constructed to prevent oil-canning or aluminum wrapping and to support overall weight of sign
- Use only aluminum or other rustproof hardware, use drainage holes where necessary
- Heliarc all joints and seams, sand smooth all sign edges
- All painted areas of the sign cabinet are to be painted with gloss Imron paints
- A sign pan if used in a neutral setting must have a return of at least 2" depth minimum and be constructed of aluminum
- If pendant mounted letters are used they must be at least 1" thick

(cont'd)

Sign Example Options

SIGN OPTION - EXAMPLE A
STANDARD SIGN BOX WITH ACRYLIC SIGN FACE



SIGN OPTION - EXAMPLE B
CUSTOM SIGN BOX WITH ADDED DIMENSIONAL APEX AND CHANNEL LETTERS



SIGN OPTION - EXAMPLE C
CUSTOM FABRICATED SIGN CABINET WITH CHANNEL LETTERS



- NOTE:**
- While sign examples are shown, the Innsbrook Shoppes welcomes creative alternatives. Sign submittals that are outside the standard that reflect a high quality of fabrication and meet the approval of the Innsbrook Shoppes.
 - Any additional sign outside the one tenant sign allowed per storefront (e.g. back entrance signs) must be in keeping with the color scheme, design and standards reflected in tenant’s primary sign design. All signs must also be submitted to Innsbrook Shoppes for review prior to fabrication and must be within the guidelines of the county code.