

INNSBROOK CORPORATE CENTER

ON SITE BUILDING DIRECTIONAL SIGN • PREFERRED STANDARD

For questions or comments about Architectural Review, please call (804)747-7800

SUBMITTAL AND APPROVALS

- All submittal and approvals must be in writing by the Innsbrook Architectural Review Board including, but not limited to; all shop drawings, designs, color indications and selection, location, landscaping and lighting plans.
- All sign installations must meet county requirements and require a building permit.

FABRICATION SPECIFICATIONS

- All aluminum sign work to be constructed using at least .125 gauge aluminum.
- The interior framing of the sign shall be properly constructed to prevent oil-canning or aluminum warping and to support overall design of sign.
- Use only aluminum or other rustproof hardware, use drainage holes.
- Heliarc weld all joints and seams, sand smooth all edges.
- All copy areas of the sign, letters and logos are to be painted in high-gloss Imron paints with a high-gloss finished coat applied after all completed paint work.
- All access areas (if any) are to be concealed.

INSTALLATION

- For appropriate approvals it is required to submit landscape plan with sign plan. Show height of installation above grade and location of sign on site plans.
- All signs to be installed above grade of not less than six inches to allow for berm of earth and landscaping treatment.
- All signs must be landscaped.
- All signs to be installed must meet county requirements pertaining to height, distance and location requirements.
- Position sign perpendicular to thoroughfare outside of right-of-way. Exact location and positioning to be approved on-site by owner.
- Signs located on a corner must adhere to sight-distance triangles.

PAINT SPECIFICATION

NOTE: White sign faces are not an acceptable standard.

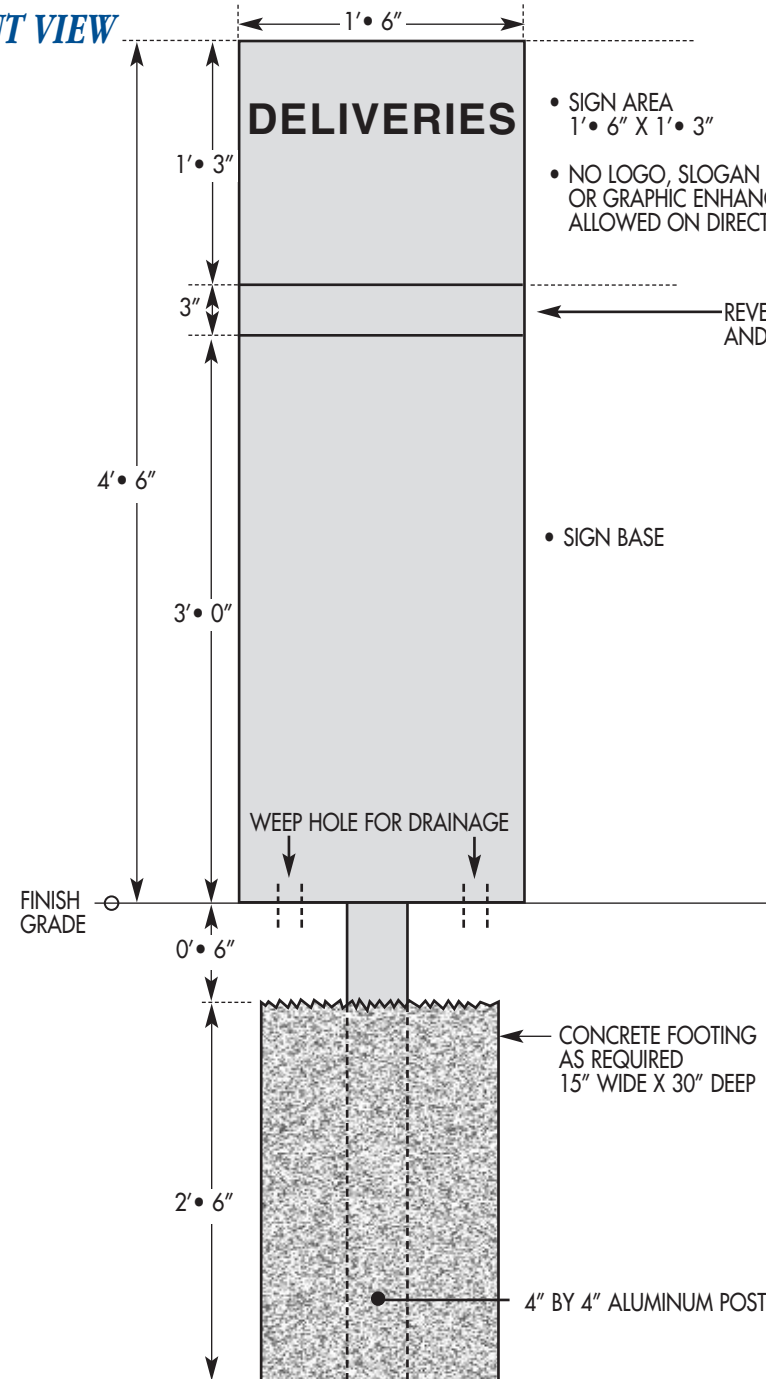
- Use only Imron, high-gloss paints.
- Prime in accordance with manufacturer specifications.
- Paint to be high-gloss finish with a clear sealant finish coat.
- All signs to be cleaned and polished every six months to preserve finish, appearance and improve the life of the sign.
- Have copy cut and sprayed onto sign format or prepare using CAD.

ACCEPTABLE TYPE STYLE

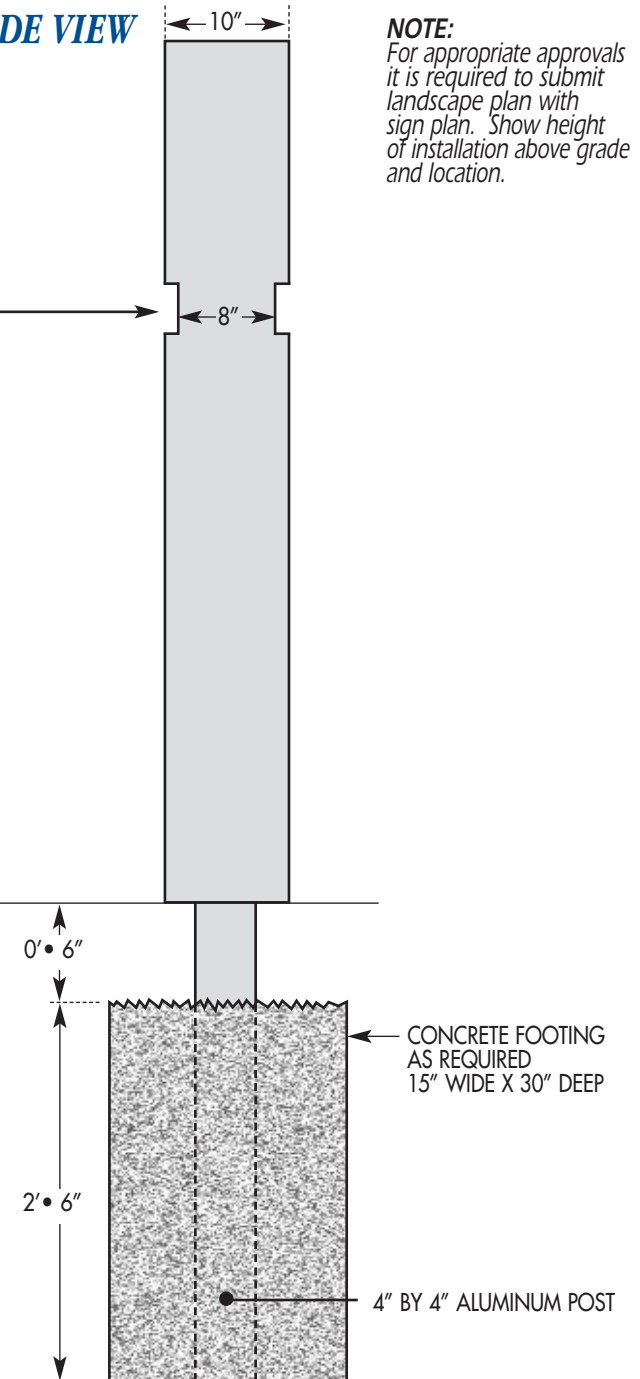
HELVETICA BOLD:

**ABCDEFGHIJKLMNOPQRSTUVWXYZ
abcdefghijklmnopqrstuvwxyz 1234567890**

FRONT VIEW



SIDE VIEW



NOTE:

For appropriate approvals it is required to submit landscape plan with sign plan. Show height of installation above grade and location.

INNSBROOK CORPORATE CENTER

ON SITE BUILDING DIRECTIONAL SIGN • POST AND PANEL SYSTEM

For questions or comments about Architectural Review, please call (804)747-7800

SUBMITTAL AND APPROVALS

- All submittal and approvals must be in writing by the Innsbrook Architectural Review Board including, but not limited to; all shop drawings, designs, color indications and selection, location, landscaping and lighting plans.
- All sign installations must meet county requirements and require a building permit.

FABRICATION SPECIFICATIONS

- All aluminum sign work to be constructed using at least .125 gauge aluminum.
- The framing of the sign shall be properly constructed to prevent oil-canning or aluminum warping and to support overall design of sign.
- Use only aluminum or other rustproof hardware, use drainage holes.
- Post and panel system.
- All copy areas of the sign, letters and logos are to be painted in high-gloss Imron paints with a high-gloss finished coat applied after all completed paint work.
- All access areas (if any) are to be concealed.

INSTALLATION

- For appropriate approvals it is required to submit landscape plan with sign plan. Show height of installation above grade and location of sign on site plans.
- All signs to be installed above grade of not less than six inches to allow for berm of earth and landscaping treatment.
- All signs must be landscaped.
- All signs to be installed must meet county requirements pertaining to height, distance and location requirements.
- Position sign perpendicular to thoroughfare outside of right-of-way. Exact location and positioning to be approved on-site by owner.
- Signs located on a corner must adhere to sight-distance triangles.

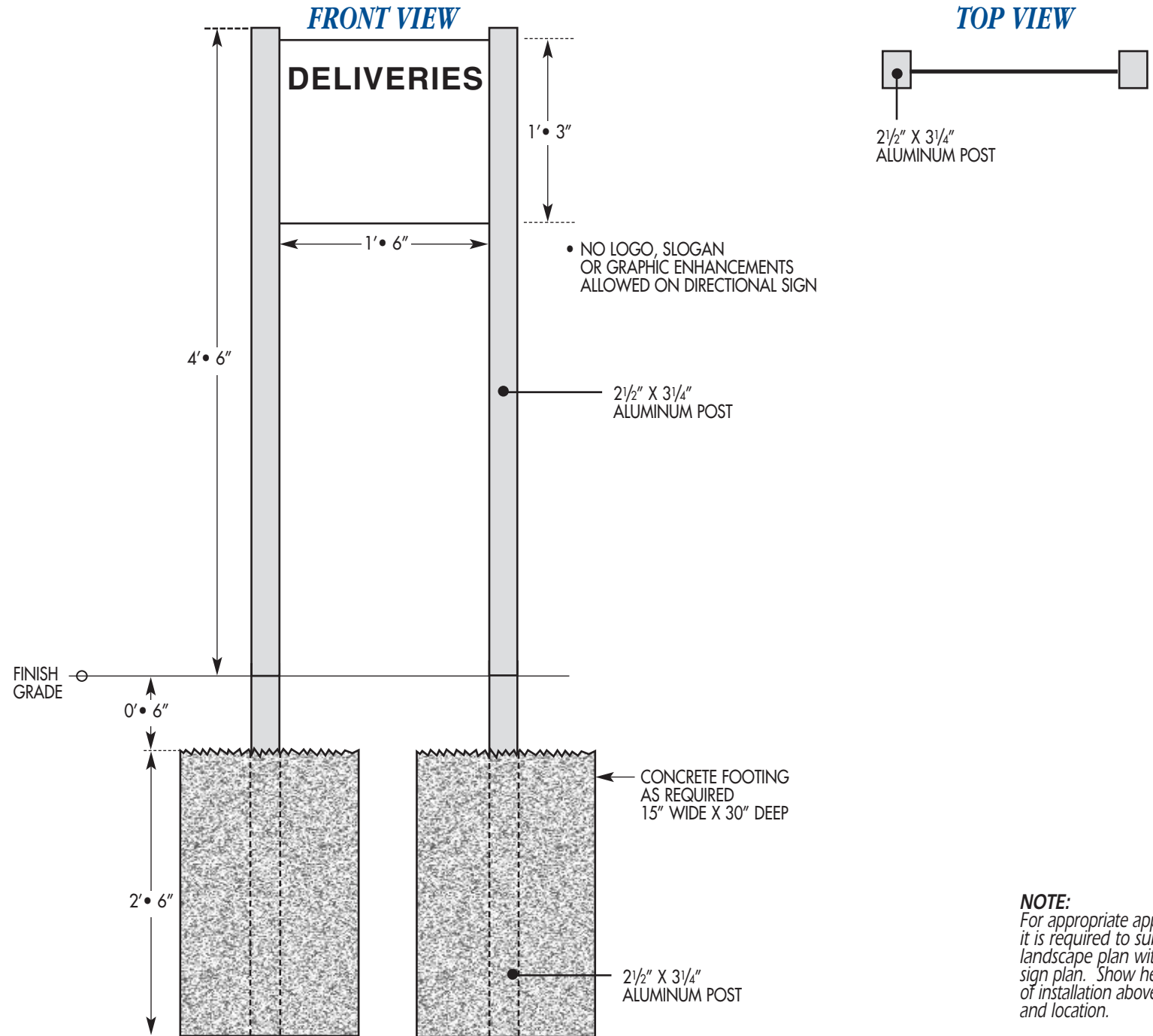
PAINT SPECIFICATION

NOTE: White sign faces are not an acceptable standard.

- Use only Imron, high-gloss paints.
- Prime in accordance with manufacturer specifications.
- Paint to be high-gloss finish with a clear sealant finish coat.
- All signs to be cleaned and polished every six months to preserve finish, appearance and improve the life of the sign.
- Have copy cut and sprayed onto sign format or prepare using CAD.

ACCEPTABLE TYPE STYLE

HELVETICA BOLD:
ABCDEFGHIJKLMNOPQRSTUVWXYZ
abcdefghijklmnopqrstuvwxyz 1234567890



NOTE:
For appropriate approvals it is required to submit landscape plan with sign plan. Show height of installation above grade and location.